

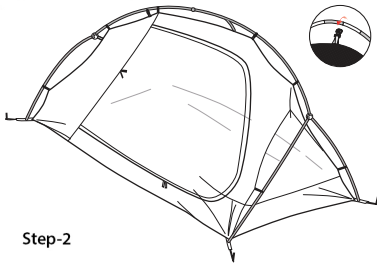
∞ INFINITY

INSTALLATION INSTRUCTIONS



Step-1

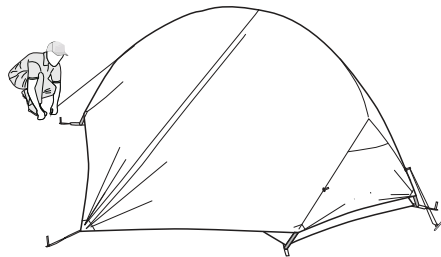
Assemble the Main poles, spread the Inner Tent's body, Insert the end of the tent poles on the eyelets on the straps at the bottom corner of the inner tents.



Step-2

Attach the pole clips of the inner tent to the Tent poles. Insert the Pegs on the eyelets on the straps at the four corners of Inner Tent and fix on the ground.

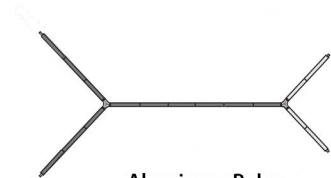
solo



Put the Flysheet on top of the Inner Tent and buckle up the 4 corners.

For Added Stability, attach Guy lines and fix it to the ground using Pegs.

Accessories List



Aluminum Poles



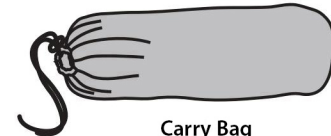
Flysheet and Inner Tent



Pegs



Guy lines



Carry Bag